9051 Mira Mesa Blvd, #910094
San Diego, CA 92191
Tel: 760-390-3989

[KD]cAMP Protein Kinase Catalytic Subunit Rabbit mAb

ABZ4690

Product Overview

Name	[KD]cAMP Protein Kinase Catalytic Subunit Rabbit mAb
Accession(Primary)	P17612
Host Species	Rabbit
Clonality	Monoclonal
Isotype	IgG
Species Reactivity	Human, Mouse, Rat
Calculated MW	Calculated MW: 41 kDa; Observed MW: 41 kDa
Recommended Dilution	WB-1:2000-1:20000; IHC-1:500-1:5000; ICC/IF-1:100-1:200; FC-1:50-1:100; IP-1:20-1:50

Target information (P17612)

Gene Name	PRKACA
About Gene Symbol	PRKACA (Protein Kinase) is a protein kinase and signaling regulator involved in cell signaling and proliferation. It is an important research target in cancer, cell signaling, and therapeutic target research and is widely studied to elucidate cellular mechanisms and identify therapeutic targets.

9051 Mira Mesa Blvd, #910094
San Diego, CA 92191
Tel: 760-390-3989

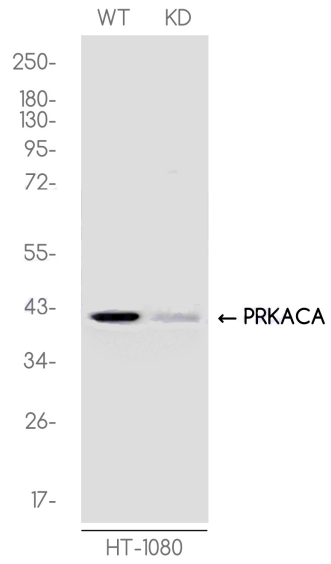

Western blot analysis of cAMP Protein Kinase Catalytic Subunit in HT1080(WT) and cAMP Protein Kinase Catalytic Subunit-Knockdown HT1080(KD) using cAMP Protein Kinase Catalytic Subunit antibody.

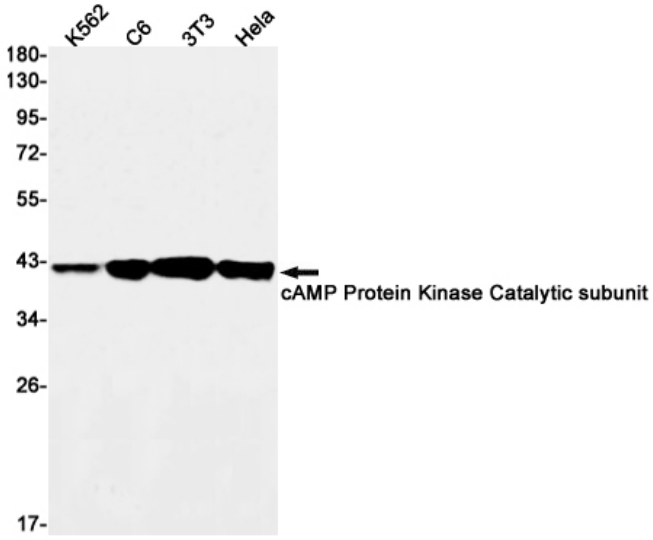

Western blot analysis of cAMP Protein Kinase Catalytic subunit in K562, C6, 3T3, Hela lysates using cAMP Protein Kinase Catalytic Subunit antibody.

9051 Mira Mesa Blvd, #910094
San Diego, CA 92191
Tel: 760-390-3989

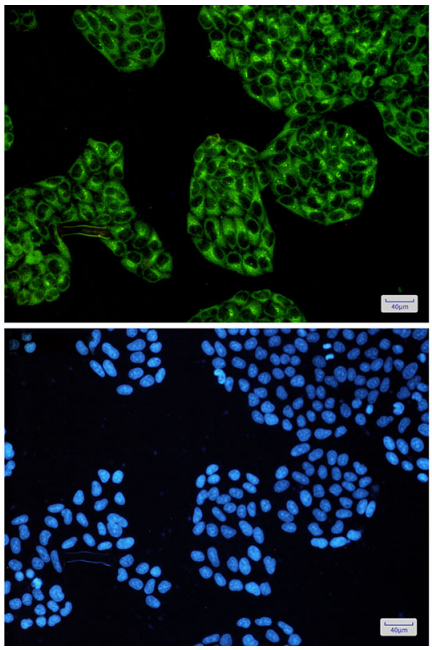

Immunocytochemistry analysis of cAMP Protein Kinase Catalytic subunit (green) in Hela using cAMP Protein Kinase Catalytic subunit antibody,and DAPI(blue)

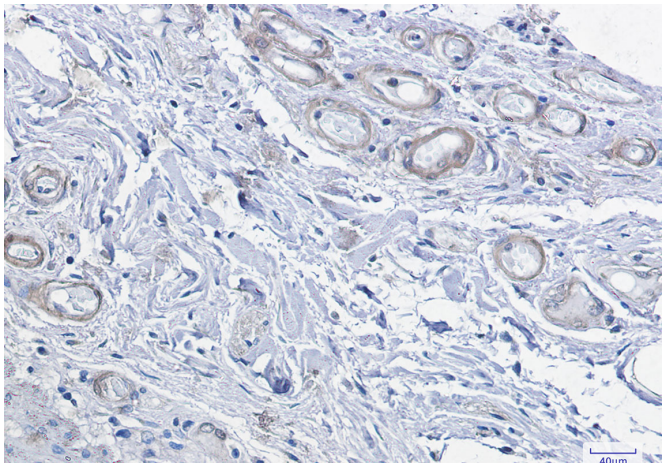

Immunohistochemistry analysis of paraffin-embedded Human colon cancer using cAMP Protein Kinase Catalytic subunit antibody. High-pressure and temperature Sodium Citrate pH 6.0 was used for antigen retrieval.