9051 Mira Mesa Blvd, #910094
San Diego, CA 92191
Tel: 760-390-3989

[KO]PKC alpha Rabbit mAb

ABZ4693

Product Overview

Name	[KO]PKC alpha Rabbit mAb
Accession(Primary)	P17252
Host Species	Rabbit
Clonality	Monoclonal
Isotype	IgG
Species Reactivity	Human, Mouse, Rat
Calculated MW	Calculated MW: 77 kDa; Observed MW: 80 kDa
Recommended Dilution	WB-1:1000-1:5000; IHC-P-1:50-1:100; ICC/IF-1:100-1:200; FC-1:20; IP-1:20

Target information (P17252)

Gene Name	PRKCA
About Gene Symbol	PRKCA (Protein Kinase C Alpha) is a protein kinase and signaling regulator involved in cell signaling and proliferation. It is an important research target in aging research and is widely studied to elucidate cellular mechanisms and identify therapeutic targets.

9051 Mira Mesa Blvd, #910094
San Diego, CA 92191
Tel: 760-390-3989

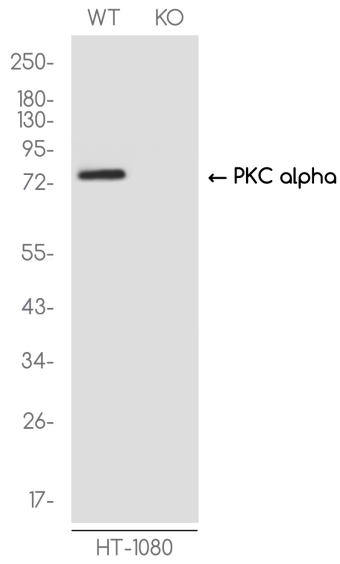

Western blot analysis of PKC alpha in HT1080(WT) and PKC alpha-Knockout HT1080(KO) using PKC alpha antibody.

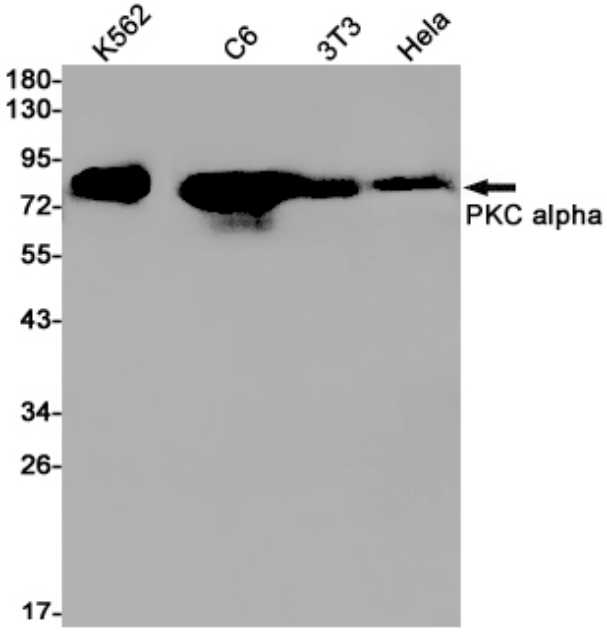

Western blot analysis of PKC alpha in K562, C6, 3T3, Hela lysates using PKC alpha antibody.

9051 Mira Mesa Blvd, #910094
San Diego, CA 92191
Tel: 760-390-3989

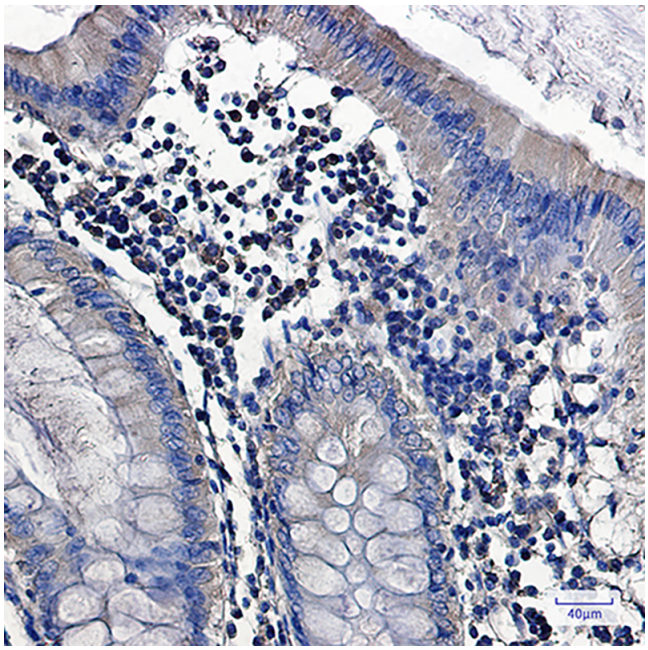

Immunohistochemistry analysis of paraffin-embedded Human colon cancer using PKC alpha antibody.High-pressure and temperature Sodium Citrate pH 6.0 was used for antigen retrieval.