9051 Mira Mesa Blvd, #910094
San Diego, CA 92191
Tel: 760-390-3989

[KO]EGFR Rabbit mAb

ABZ4697

Product Overview

Name	[KO]EGFR Rabbit mAb
Accession(Primary)	P00533
Host Species	Rabbit
Clonality	Monoclonal
Isotype	IgG
Species Reactivity	Human, Mouse, Rat
Calculated MW	Calculated MW: 134 kDa; Observed MW: 175 kDa
Recommended Dilution	WB-1:2000-1:20000; IHC-1:100-1:800; ICC/IF-1:200-1:500; FC-1:100-1:1000; IP-1:20-1:50

Target information (P00533)

Gene Name	EGFR
About Gene Symbol	EGFR (Epidermal Growth Factor Receptor) is a receptor tyrosine kinase involved in immune signaling. It is an important research target in cancer research and is widely studied to elucidate cellular mechanisms and identify therapeutic targets.

9051 Mira Mesa Blvd, #910094
San Diego, CA 92191
Tel: 760-390-3989

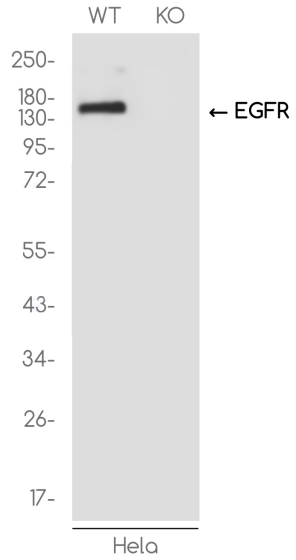

Western blot analysis of EGFR in HeLa(WT) and EGFR-Knockout HeLa(KO) using EGFR antibody.

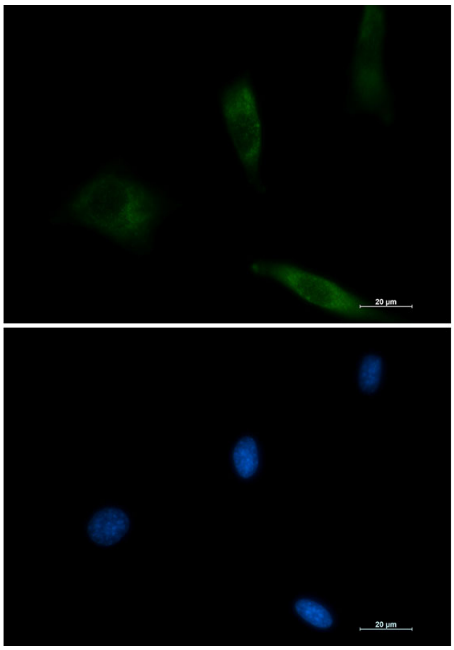

Immunocytochemistry analysis of EGFR (green) in 3T3 using EGFR antibody,and DAPI(blue).

9051 Mira Mesa Blvd, #910094
San Diego, CA 92191
Tel: 760-390-3989

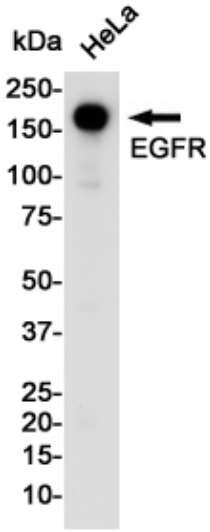

Western blot analysis of EGFR in Hela lysates using EGFR antibody.

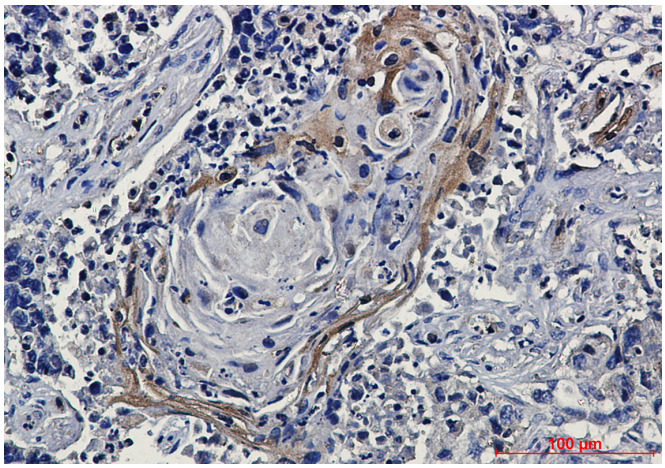

Immunohistochemistry analysis of paraffin-embedded Human lung cancer tissue using EGFR antibody.High-pressure and temperature Sodium Citrate pH 6.0 was used for antigen retrieval.