9051 Mira Mesa Blvd, #910094
San Diego, CA 92191
Tel: 760-390-3989

[KO]Staufen Rabbit mAb

ABZ4729

Product Overview

Name	[KO]Staufen Rabbit mAb
Accession(Primary)	O95793
Host Species	Rabbit
Clonality	Monoclonal
Isotype	IgG
Species Reactivity	Human, Mouse, Rat
Calculated MW	Calculated MW: 63 kDa; Observed MW: 63 kDa
Recommended Dilution	WB-1:1000-1:5000; ICC/IF-1:50-1:100; FC-1:20-1:50; IHC-1:50-1:100

Target information (O95793)

Gene Name	STAU1
About Gene Symbol	STAU1 (Staufen Double-Stranded RNA Binding Protein 1) is a protein phosphatase involved in cellular metabolism. It is an important research target in metabolic disease, cancer metabolism, and drug discovery and is widely studied to elucidate cellular mech

9051 Mira Mesa Blvd, #910094
San Diego, CA 92191
Tel: 760-390-3989



Western blot analysis of Staufen in HeLa(WT) and Staufen-Knockout HeLa(KO) using Staufen antibody.

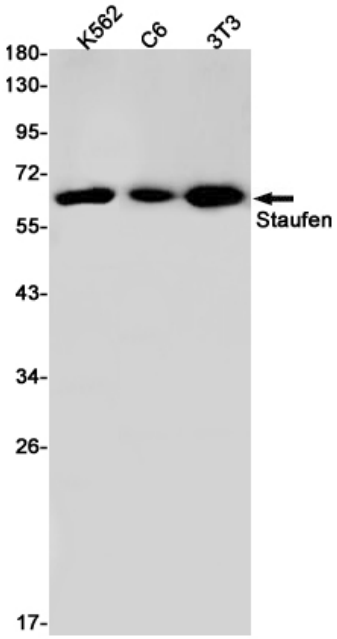

Western blot analysis of Staufen in K562, C6, 3T3 lysates using Staufen antibody.

9051 Mira Mesa Blvd, #910094
San Diego, CA 92191
Tel: 760-390-3989

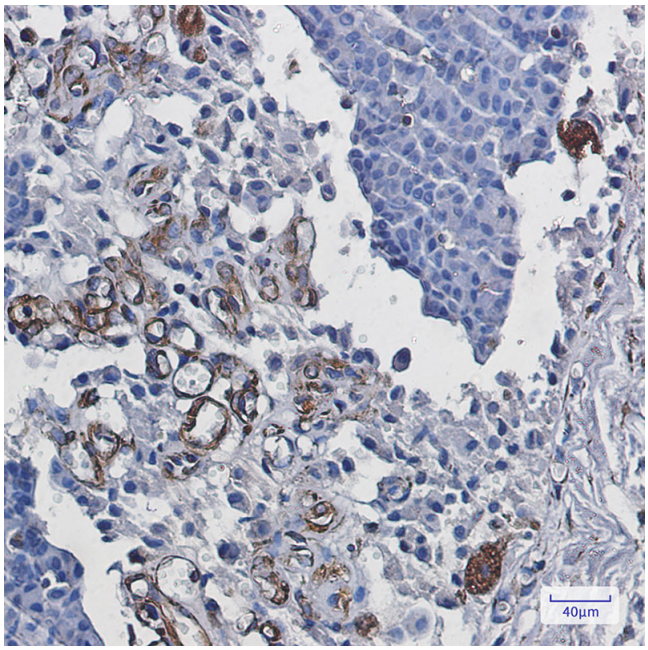

Immunohistochemistry analysis of paraffin-embedded Human breast cancer using Staufen antibody.High-pressure and temperature Sodium Citrate pH 6.0 was used for antigen retrieval.