9051 Mira Mesa Blvd, #910094
San Diego, CA 92191
Tel: 760-390-3989

[KO]Phospho-HSF1 (Ser303/Ser307) Rabbit mAb

ABZ4731

Product Overview

Name	[KO]Phospho-HSF1 (Ser303/Ser307) Rabbit mAb
Accession(Primary)	Q00613
Host Species	Rabbit
Clonality	Monoclonal
Isotype	IgG
Species Reactivity	Human
Calculated MW	Calculated MW: 57 kDa; Observed MW: 82 kDa
Recommended Dilution	WB-1:1000-1:5000; IHC-P-1:200-1:2000; ICC/IF-1:500-1:1000; FC-1:50-1:100

Target information (Q00613)

Gene Name	HSF1
About Gene Symbol	HSF1 (Heat Shock Transcription Factor 1) is a transcription factor involved in gene transcription and regulation. It is an important research target in gene regulation, development, and cancer research and is widely studied to elucidate cellular mechanisms and identify therapeutic targets.

9051 Mira Mesa Blvd, #910094
San Diego, CA 92191
Tel: 760-390-3989



Western blot analysis of Phospho-HSF1 (Ser303/Ser307) in 293T(WT) and Phospho-HSF1 (Ser303/Ser307)-Knockout 293T(KO) using Phospho-HSF1 (Ser303/Ser307) antibody.

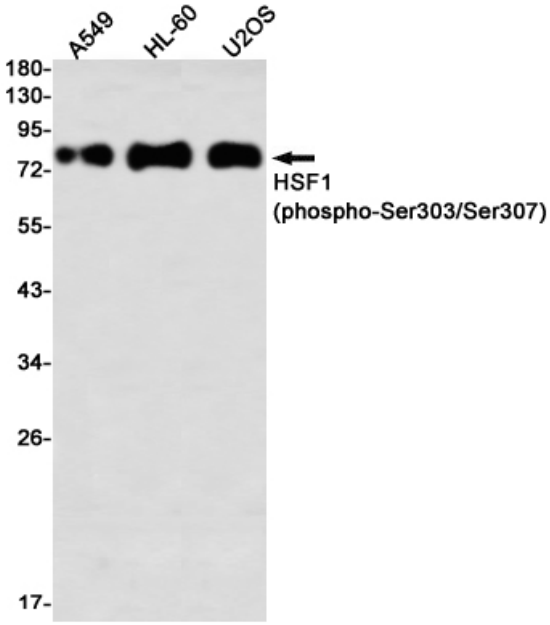

Western blot analysis of HSF1 (Phospho-Ser303/Ser307) in A549, HL-60, U2OS lysates using Phospho-HSF1 (Ser303/Ser307) antibody.

9051 Mira Mesa Blvd, #910094
San Diego, CA 92191
Tel: 760-390-3989

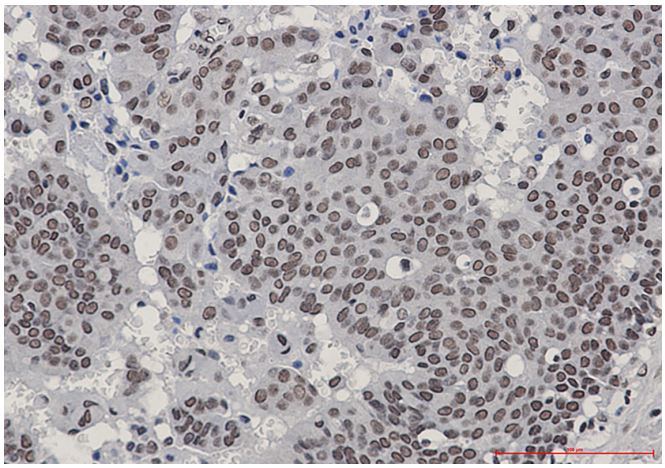

Immunohistochemistry analysis of paraffin-embedded Human breast cancer using HSF1 (Phospho-Ser303/Ser307) antibody.High-pressure and temperature Sodium Citrate pH 6.0 was used for antigen retrieval.