9051 Mira Mesa Blvd, #910094
San Diego, CA 92191
Tel: 760-390-3989

[KO]Cofilin 1 Rabbit mAb

ABZ4736

Product Overview

Name	[KO]Cofilin 1 Rabbit mAb
Accession(Primary)	P23528
Host Species	Rabbit
Clonality	Monoclonal
Isotype	IgG
Species Reactivity	Human, Mouse, Rat
Calculated MW	Calculated MW: 19 kDa; Observed MW: 19 kDa
Recommended Dilution	WB-1:1000-1:5000; IHC-P-1:100-1:200; IF-1:50-1:200

Target information (P23528)

Gene Name	CFL1
About Gene Symbol	CFL1 (Cofilin 1) is a structural cytoskeletal protein involved in cytoskeletal organization. It is an important research target in cell biology, cancer metastasis, and cytoskeletal research and is widely studied to elucidate cellular mechanisms and identify therapeutic targets.

9051 Mira Mesa Blvd, #910094
San Diego, CA 92191
Tel: 760-390-3989



Western blot analysis of Cofilin in HeLa(WT) and Cofilin-Knockout HeLa(KO) using Cofilin antibody.



Western blot analysis of Cofilin in A549, MCF-7, 293T lysates using Cofilin antibody.

9051 Mira Mesa Blvd, #910094
San Diego, CA 92191
Tel: 760-390-3989

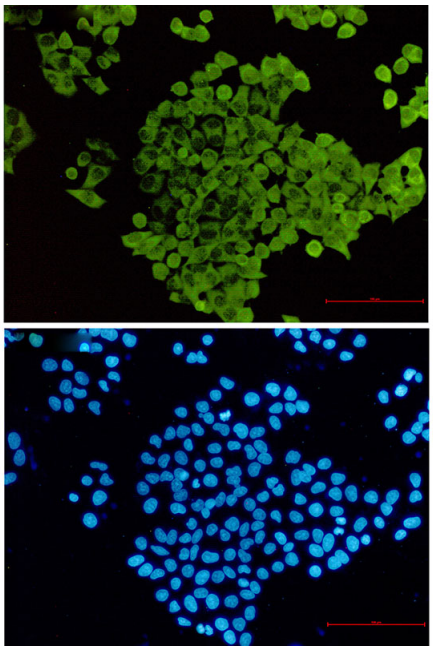

Immunocytochemistry analysis of Cofilin (green) in hela using Cofilin antibody,and DAPI(blue)

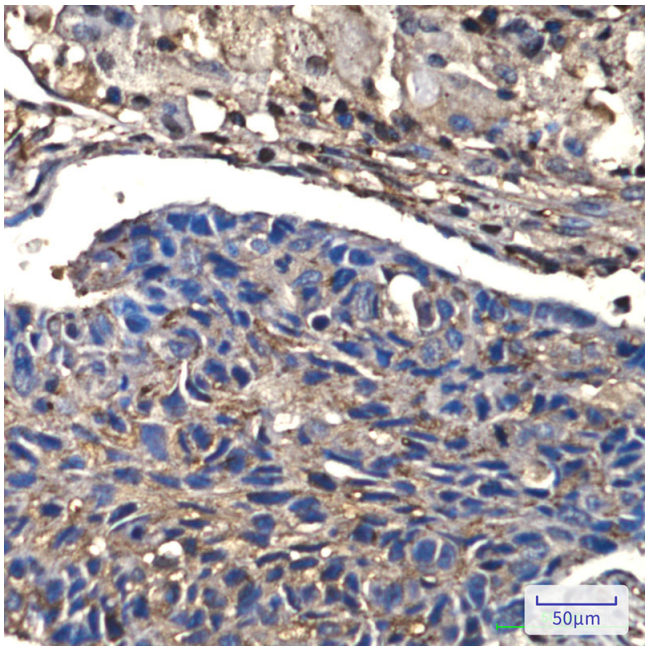

Immunohistochemistry analysis of paraffin-embedded Human lung cancer using Cofilin antibody.High-pressure and temperature Sodium Citrate pH 6.0 was used for antigen retrieval.