9051 Mira Mesa Blvd, #910094
San Diego, CA 92191
Tel: 760-390-3989

[KO]CDK2 Rabbit mAb

ABZ4740

Product Overview

Name	[KO]CDK2 Rabbit mAb
Accession(Primary)	P24941
Host Species	Rabbit
Clonality	Monoclonal
Isotype	IgG
Species Reactivity	Human, Mouse, Rat
Calculated MW	Calculated MW: 34 kDa; Observed MW: 34 kDa
Recommended Dilution	WB-1:1000-1:5000; IHC-P-1:100-1:400; ICC/IF-1:50; FC-1:50-1:100; IP-1:20-1:50

Target information (P24941)

Gene Name	CDK2
About Gene Symbol	CDK2 (Cyclin Dependent Kinase 2) is a protein kinase and signaling regulator involved in cell cycle regulation. It is an important research target in cancer, cell signaling, and therapeutic target research and is widely studied to elucidate cellular mechanisms and identify therapeutic targets.

9051 Mira Mesa Blvd, #910094
San Diego, CA 92191
Tel: 760-390-3989

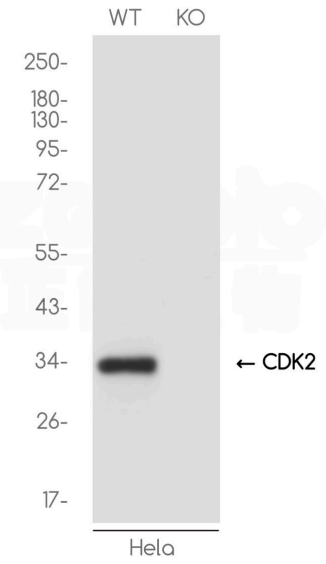

Western blot analysis of CDK2 in HeLa(WT) and CDK2-Knockout HeLa(KO) using CDK2 antibody.

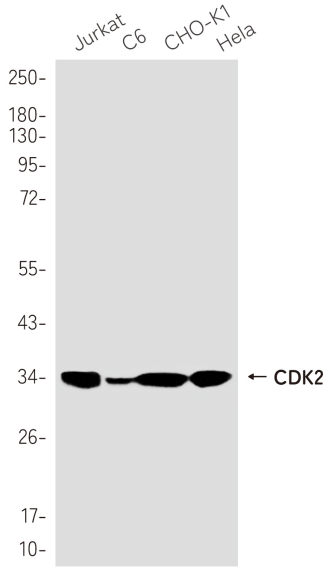

Western blot analysis of CDK2 in Jurkat, C6, CHO-K1, Hela lysates using CDK2 antibody.

9051 Mira Mesa Blvd, #910094
San Diego, CA 92191
Tel: 760-390-3989

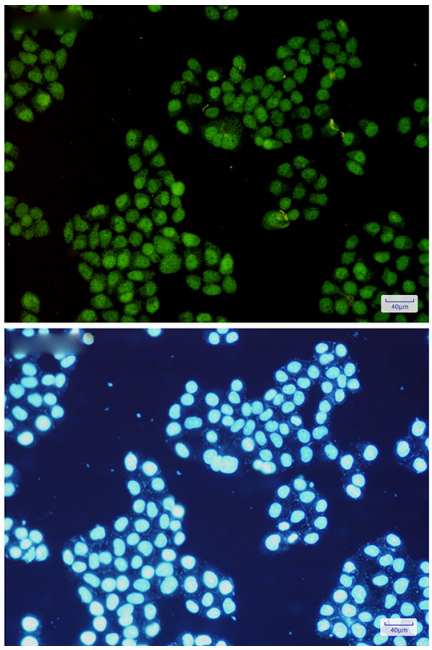

Immunocytochemistry analysis of CDK2(green) in Hela using CDK2 antibody,and DAPI(blue)

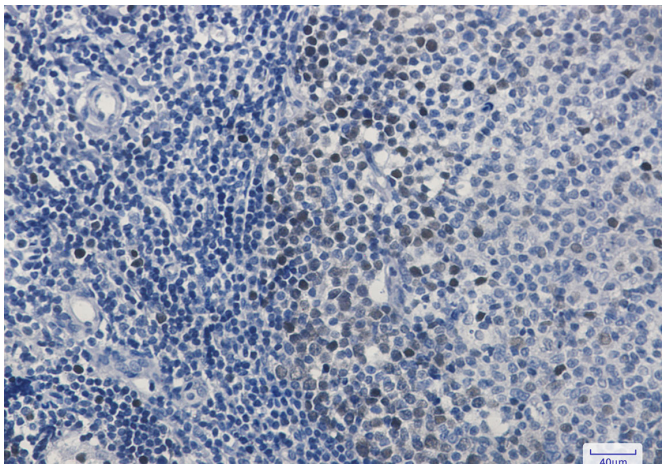

Immunohistochemistry analysis of paraffin-embedded Human tonsil using Cdk2 antibody. High-pressure and temperature Sodium Citrate pH 6.0 was used for antigen retrieval.