9051 Mira Mesa Blvd, #910094
San Diego, CA 92191
Tel: 760-390-3989

[KO]Integrin alpha 5 Rabbit mAb

ABZ4742

Product Overview

Name	[KO]Integrin alpha 5 Rabbit mAb
Accession(Primary)	P08648
Host Species	Rabbit
Clonality	Monoclonal
Isotype	IgG
Species Reactivity	Human, Mouse, Rat
Calculated MW	Calculated MW: 115 kDa; Observed MW: 150 kDa
Recommended Dilution	WB-1:1000-1:5000; IHC-P-1:100-1:200; ICC/IF-1:20-1:50; FC-1:20; IP-1:10-1:100

Target information (P08648)

Gene Name	ITGA5
About Gene Symbol	ITGA5 (Integrin Subunit Alpha 5) is an integrin cell adhesion receptor involved in adaptive immunity. It is an important research target in cell signaling, drug discovery, and cancer research and is widely studied to elucidate cellular mechanisms and identify therapeutic targets.

9051 Mira Mesa Blvd, #910094
San Diego, CA 92191
Tel: 760-390-3989



Western blot analysis of Integrin alpha 5 in HeLa(WT) and Integrin alpha 5-Knockout HeLa(KO) using Integrin alpha 5 antibody.



Western blot analysis of Integrin alpha 5 in K562, 3T3 lysates using Integrin alpha 5 antibody.

9051 Mira Mesa Blvd, #910094
San Diego, CA 92191
Tel: 760-390-3989

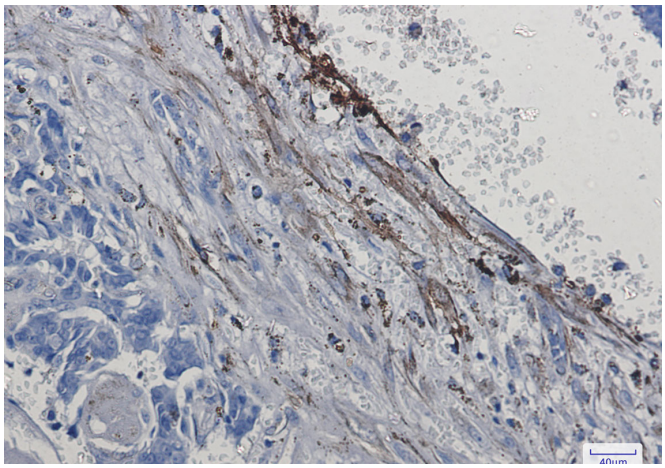

Immunohistochemistry analysis of paraffin-embedded Human breast cancer using Integrin alpha 5 antibody.High-pressure and temperature Sodium Citrate pH 6.0 was used for antigen retrieval.