9051 Mira Mesa Blvd, #910094
San Diego, CA 92191
Tel: 760-390-3989

Claudin 1 Rabbit pAb

ABZ4753

Product Overview

Name	Claudin 1 Rabbit pAb
Accession(Primary)	O95832
Host Species	Rabbit
Clonality	Polyclonal
Isotype	IgG
Species Reactivity	Human, Mouse, Rat
Calculated MW	Calculated MW: 23 kDa; Observed MW: 23 kDa
Recommended Dilution	WB-1:500-1:2000; IHC:-1:100-1:300; IF-1:100-1:300; ELISA-1:20000

Target information (O95832)

Gene Name	CLDN1
About Gene Symbol	

9051 Mira Mesa Blvd, #910094
San Diego, CA 92191
Tel: 760-390-3989



Western blot analysis of Claudin 1 in Hela lysates using Claudin 1 antibody.

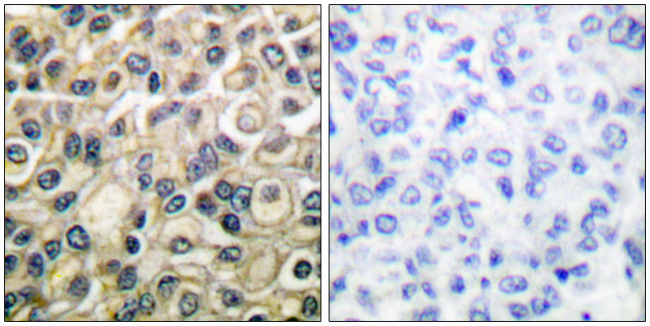

Immunohistochemistry analysis of paraffin-embedded Human breast carcinoma tissue, using Claudin 1 antibody.High-pressure and temperature Sodium Citrate pH 6.0 was used for antigen retrieval. Sample with blocking peptide on the right.



Western blot analysis of Claudin 1 in HeLa lysates using Claudin 1 antibody. The lane on the right is blocked with the synthesized peptide.

9051 Mira Mesa Blvd, #910094
San Diego, CA 92191
Tel: 760-390-3989

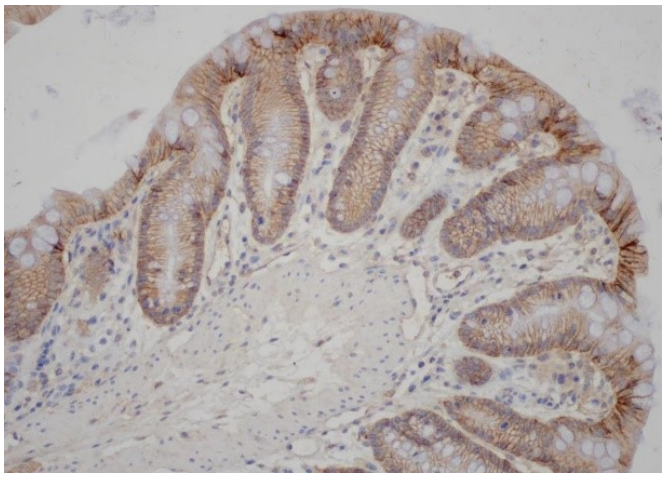

Immunohistochemistry analysis of paraffin-embedded Mouse Colon tissue, using Claudin 1 antibody.High-pressure and temperature Tris-EDTA pH 9.0 was used for antigen retrieval.

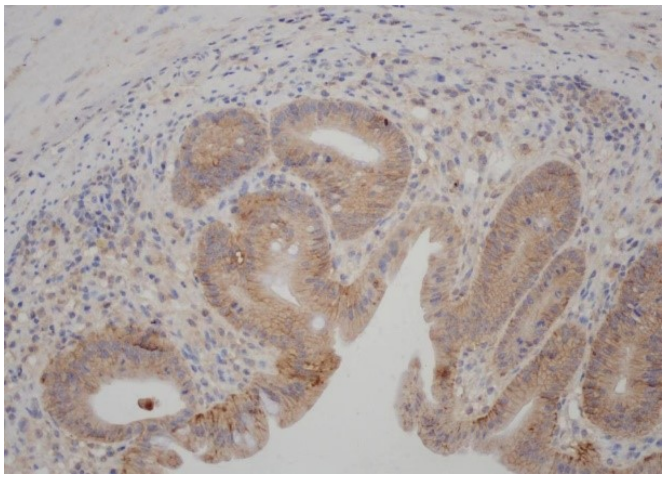

Immunohistochemistry analysis of paraffin-embedded Mouse Colon tissue, using Claudin 1 antibody.High-pressure and temperature Tris-EDTA pH 9.0 was used for antigen retrieval.