9051 Mira Mesa Blvd, #910094
San Diego, CA 92191
Tel: 760-390-3989

# [KD]MTHFR Rabbit mAb

ABZ4777

## Product Overview

| | |
|---|---|
| **Name** | [KD]MTHFR Rabbit mAb |
| **Accession(Primary)** | P42898 |
| **Host Species** | Rabbit |
| **Clonality** | Monoclonal |
| **Isotype** | IgG |
| **Species Reactivity** | Human, Mouse |
| **Calculated MW** | Calculated MW: 75 kDa; Observed MW: 75 kDa |
| **Recommended Dilution** | WB-1:500-1:1000; IF-1:50-1:200; IP-1:20; IHC-1:50-1:100 |

## Target information (P42898)

| | |
|---|---|
| **Gene Name** | MTHFR |
| **About Gene Symbol** | MTHFR (Methylenetetrahydrofolate Reductase) is a metabolic enzyme involved in cellular metabolism. It is an important research target in metabolic disease, cancer metabolism, and drug discovery and is widely studied to elucidate cellular mechanisms and identify therapeutic targets. |

9051 Mira Mesa Blvd, #910094
San Diego, CA 92191
Tel: 760-390-3989

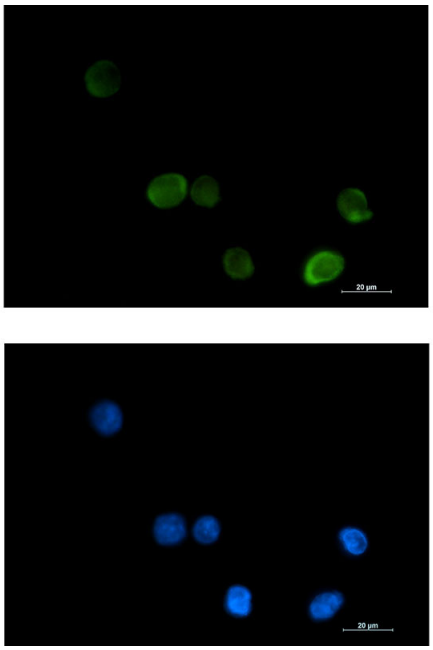

Immunocytochemistry analysis of MTHFR (green) in K562 using MTHFR antibody,and DAPI(blue).




Western blot analysis of MTHFR in 3T3, Raw264.7 lysates using MTHFR antibody.

9051 Mira Mesa Blvd, #910094
San Diego, CA 92191
Tel: 760-390-3989




Western blot analysis of MTHFR in K562 lysates using MTHFR antibody