9051 Mira Mesa Blvd, #910094
San Diego, CA 92191
Tel: 760-390-3989

[KD]Annexin A1 Rabbit mAb

ABZ4782

Product Overview

Name	[KD]Annexin A1 Rabbit mAb
Accession(Primary)	P04083
Host Species	Rabbit
Clonality	Monoclonal
Isotype	IgG
Species Reactivity	Human, Mouse, Rat
Calculated MW	Calculated MW: 39 kDa; Observed MW: 39 kDa
Recommended Dilution	WB-1:500-1:10000; IHC-1:50-1:500; ICC/IF-1:100-5:00; FC-1:100-1:500; IP-1:20

Target information (P04083)

Gene Name	ANXA1
About Gene Symbol	ANXA1 (Annexin A1) is a structural cytoskeletal protein involved in cytoskeletal organization. It is an important research target in cell biology, cancer metastasis, and cytoskeletal research and is widely studied to elucidate cellular mechanisms and identify therapeutic targets.

9051 Mira Mesa Blvd, #910094
San Diego, CA 92191
Tel: 760-390-3989

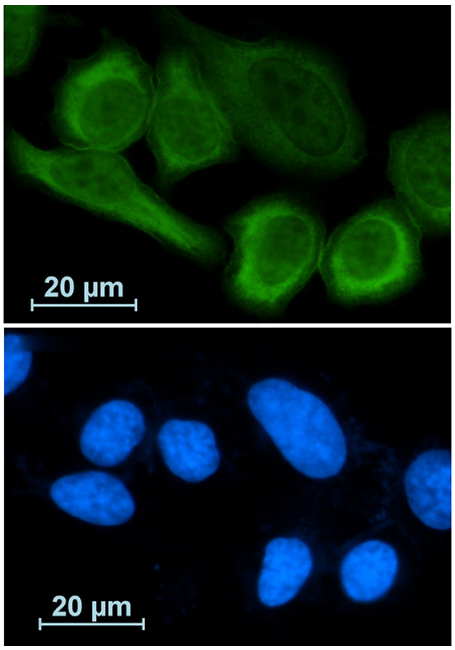

Immunocytochemistry analysis of Annexin A1 (green) in A549 using Annexin A1 antibody,and DAPI(blue).

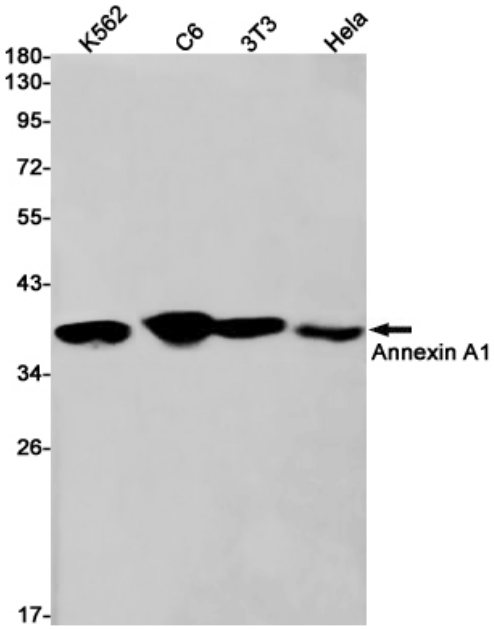

Western blot analysis of Annexin A1 in K562, C6, 3T3, Hela lysates using Annexin A1 antibody.

9051 Mira Mesa Blvd, #910094
San Diego, CA 92191
Tel: 760-390-3989

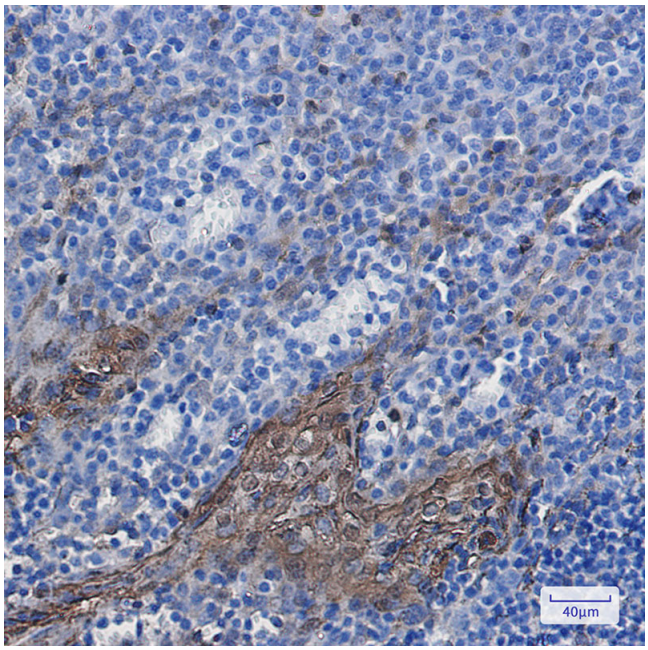

Immunohistochemistry analysis of paraffin-embedded Human tonsil using Annexin A1 antibody. High-pressure and temperature Sodium Citrate pH 6.0 was used for antigen retrieval.