9051 Mira Mesa Blvd, #910094
San Diego, CA 92191
Tel: 760-390-3989

[KD]AMPK alpha 1 Rabbit mAb

ABZ4821

Product Overview

Name	[KD]AMPK alpha 1 Rabbit mAb
Accession(Primary)	Q13131
Host Species	Rabbit
Clonality	Monoclonal
Isotype	IgG
Species Reactivity	Human, Mouse, Rat
Calculated MW	Calculated MW: 64 kDa; Observed MW: 64 kDa
Recommended Dilution	WB-1:1000-1:2000; IHC-1:100-1:800; IF: 1:50; FC-1:100-1:200; IP-1:20-1:50

Target information (Q13131)

Gene Name	PRKAA1
About Gene Symbol	PRKAA1 (Protein Kinase AMP-Activated Catalytic Subunit Alpha 1) is a protein kinase and signaling regulator involved in cell signaling and proliferation. It is an important research target in cancer, cell signaling, and therapeutic target research and is

9051 Mira Mesa Blvd, #910094
San Diego, CA 92191
Tel: 760-390-3989

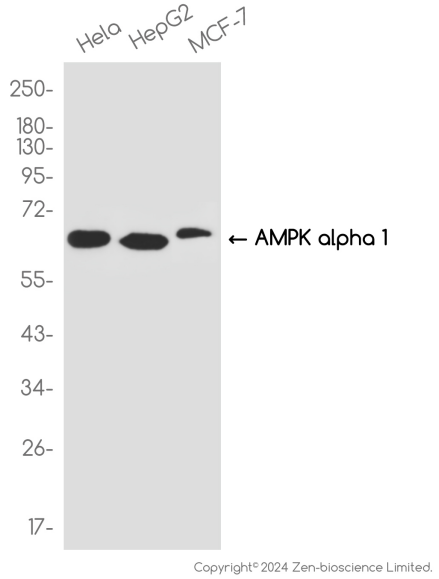

Copyright© 2024 Zen-bioscience Limited.

Western blot analysis of AMPK alpha 1 in HeLa, HepG2,MCF-7 lysates using AMPK alpha 1 antibody.



Western blot analysis of AMPK alpha 1 in Hela lysates using AMPK alpha 1 antibody.

9051 Mira Mesa Blvd, #910094
San Diego, CA 92191
Tel: 760-390-3989

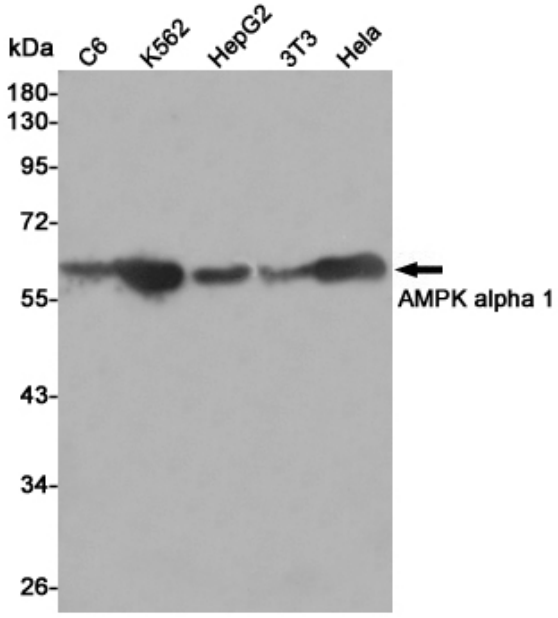

Western blot analysis of AMPK alpha 1 in C6, K562, HepG2, 3T3 and Hela lysates using AMPK alpha 1 antibody.

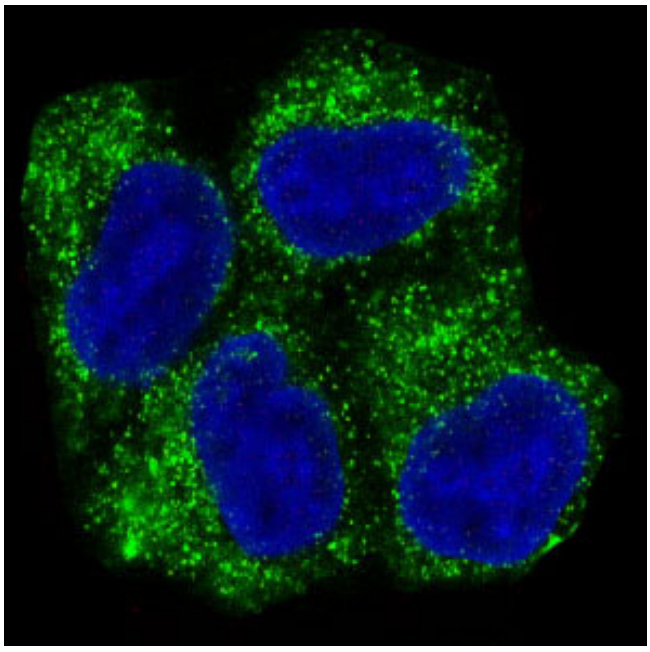

Immunofluorescence analysis of AMPK alpha 1 in Hela using AMPK alpha 1 antibody.

9051 Mira Mesa Blvd, #910094
San Diego, CA 92191
Tel: 760-390-3989

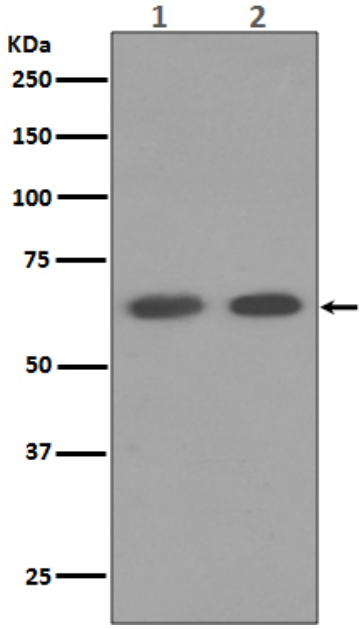

Western blot analysis of AMPK alpha 1 in (1) HeLa lysates; (2) HepG2 lysates using AMPK alpha 1 antibody

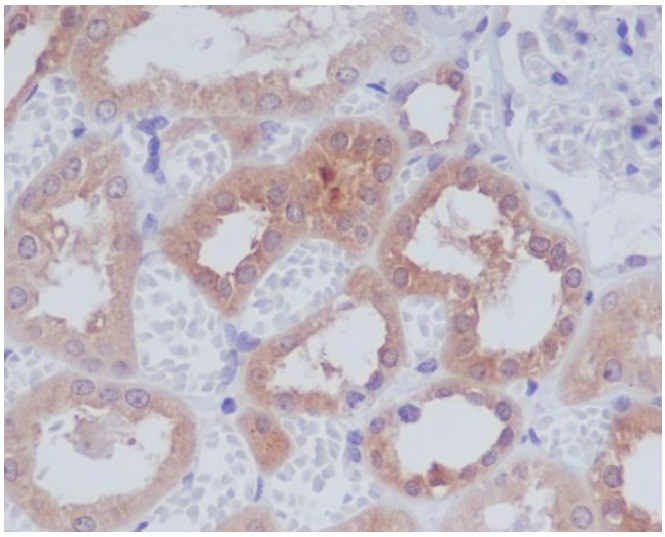

Immunohistochemistry analysis of paraffin-embedded Human kidney using AMPK alpha 1 antibody.High-pressure and temperature Sodium Citrate pH 6.0 was used for antigen retrieval.