9051 Mira Mesa Blvd, #910094
San Diego, CA 92191
Tel: 760-390-3989

RhoA/B/C Rabbit mAb

ABZ4930

Product Overview

Name	RhoA/B/C Rabbit mAb
Accession(Primary)	P61586
Host Species	Rabbit
Clonality	Monoclonal
Isotype	IgG
Species Reactivity	Human, Mouse, Rat
Calculated MW	Calculated MW: 22 kDa; Observed MW: 22 kDa
Recommended Dilution	WB-1:500-1:1000; IHC-P-1:500-1:2000; ICC/IF-1:200-1:500; FC-1:200-1:500

Target information (P61586)

Gene Name	RHOA/RHOB/RHOC
About Gene Symbol	

9051 Mira Mesa Blvd, #910094
San Diego, CA 92191
Tel: 760-390-3989

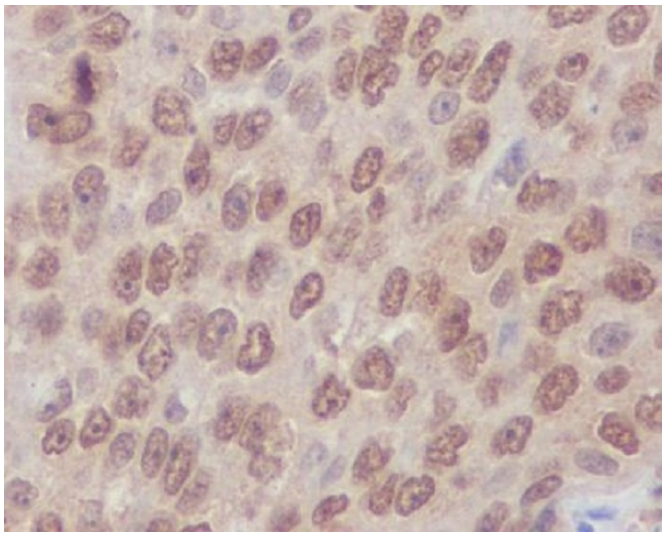

Immunohistochemistry analysis of paraffin-embedded Human lung carcinoma using Rho A + B + C antibody.High-pressure and temperature Sodium Citrate pH 6.0 was used for antigen retrieval.



Western blot analysis of Rho A + B + C in SH-SY5Y and rat Brain lysates using Rho A + B + C antibody.

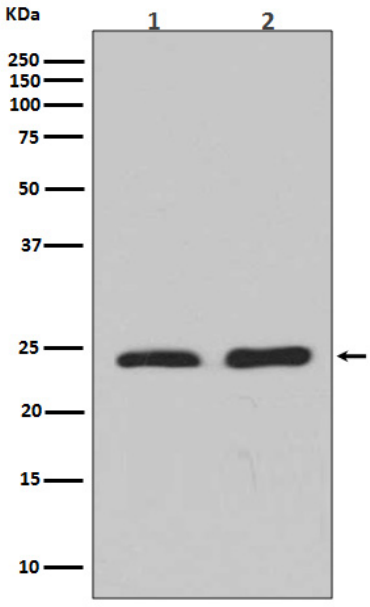

Western blot analysis of Rho A + B + C expression in (1) Jurkat lysates; (2) NIH/3T3 lysates using RhoA/B/C antibody

9051 Mira Mesa Blvd, #910094
San Diego, CA 92191
Tel: 760-390-3989

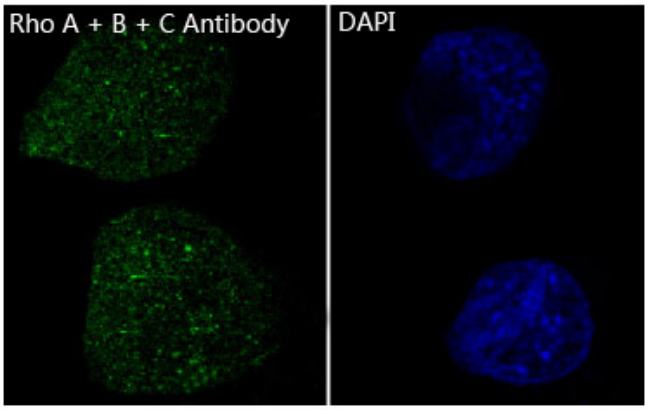

Immunofluorescent analysis of RhoA/B/C in Hela using RhoA/B/C antibody.