9051 Mira Mesa Blvd, #910094
San Diego, CA 92191
Tel: 760-390-3989

GFAP Rabbit mAb

ABZ5022

Product Overview

Name	GFAP Rabbit mAb
Accession(Primary)	P14136
Host Species	Rabbit
Clonality	Monoclonal
Isotype	IgG
Species Reactivity	Human, Mouse, Rat
Calculated MW	Calculated MW: 50 kDa; Observed MW: 50 kDa
Recommended Dilution	WB-1:1000-1:5000; IHC:1:200-1:500; ICC/IF-1:200-1:1000; FC-1:500-1:1000; IP-1:20-1:50

Target information (P14136)

Gene Name	GFAP
About Gene Symbol	

9051 Mira Mesa Blvd, #910094
San Diego, CA 92191
Tel: 760-390-3989

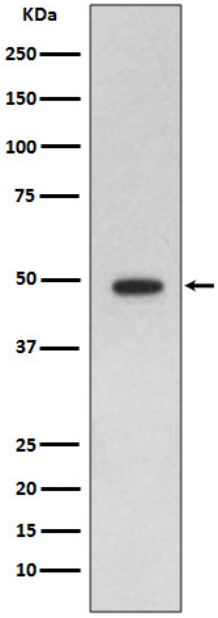

Western blot analysis of GFAP in rat brain lysates using GFAP antibody.

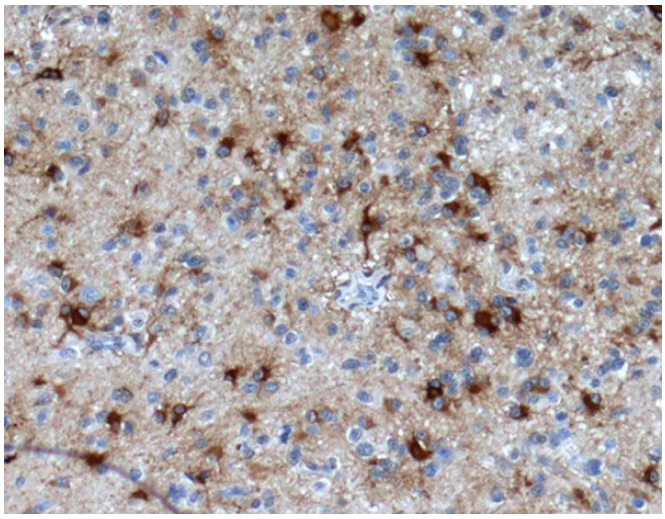

Immunohistochemistry analysis of paraffin-embedded Human glioma using GFAP antibody.High-pressure and temperature Sodium Citrate pH 6.0 was used for antigen retrieval.

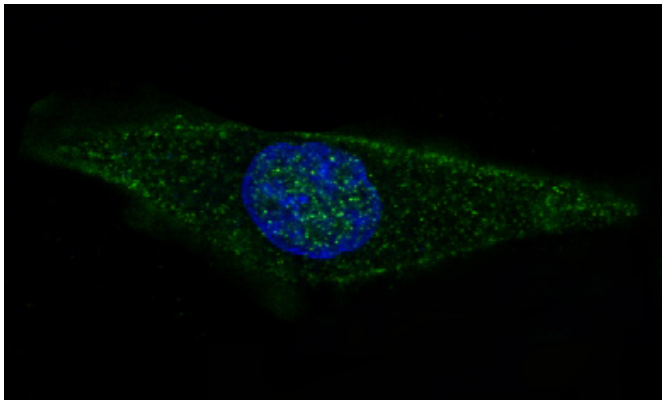

Immunofluorescence analysis of GFAP in SH-SY5Y using GFAP antibody.