9051 Mira Mesa Blvd, #910094
San Diego, CA 92191
Tel: 760-390-3989

TNFAIP3 Rabbit mAb

ABZ5054

Product Overview

Name	TNFAIP3 Rabbit mAb
Accession(Primary)	P21580
Host Species	Rabbit
Clonality	Monoclonal
Isotype	IgG
Species Reactivity	Human, Mouse
Calculated MW	Calculated MW: 90 kDa; Observed MW: 82 kDa
Recommended Dilution	WB-1:1000-1:5000; IHC-P-1:50-1:100; IF-1:50-1:200

Target information (P21580)

Gene Name	TNFAIP3
About Gene Symbol	

9051 Mira Mesa Blvd, #910094
San Diego, CA 92191
Tel: 760-390-3989



Western blot analysis of TNFAIP3 in Jurkat treated with TNF + TPA lysates using TNFAIP3 antibody.

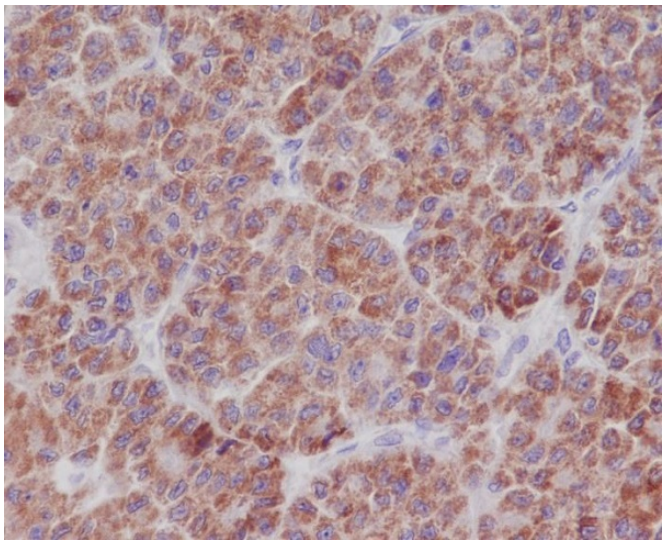

Immunohistochemistry analysis of paraffin-embedded Human liver cancer using TNFAIP3 antibody.High-pressure and temperature Sodium Citrate pH 6.0 was used for antigen retrieval.

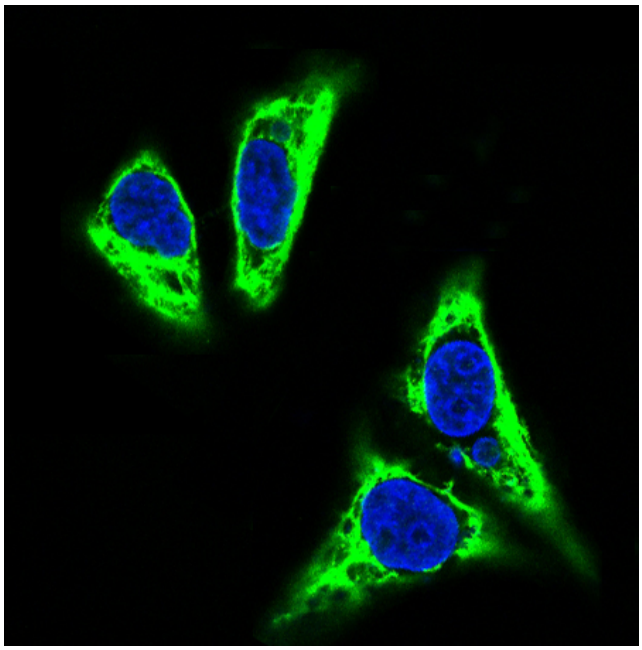

Immunofluorescence analysis of TNFAIP3 in Hela using Histone H3 (di methyl K9) antibody.

9051 Mira Mesa Blvd, #910094
San Diego, CA 92191
Tel: 760-390-3989