9051 Mira Mesa Blvd, #910094
San Diego, CA 92191
Tel: 760-390-3989

TNF Receptor 2 Rabbit mAb

ABZ5230

Product Overview

Name	TNF Receptor 2 Rabbit mAb
Accession(Primary)	P20333
Host Species	Rabbit
Clonality	Monoclonal
Isotype	IgG
Species Reactivity	Human, Mouse, Rat
Calculated MW	Calculated MW: 48 kDa; Observed MW: 65 kDa
Recommended Dilution	WB-1:500-1:1000; IHC-P-1:100-1:200; ICC/IF-1:20-1:50; FC-1:20-1:100; IP-1:10-1:100

Target information (P20333)

Gene Name	TNFRSF1B
About Gene Symbol	

9051 Mira Mesa Blvd, #910094
San Diego, CA 92191
Tel: 760-390-3989

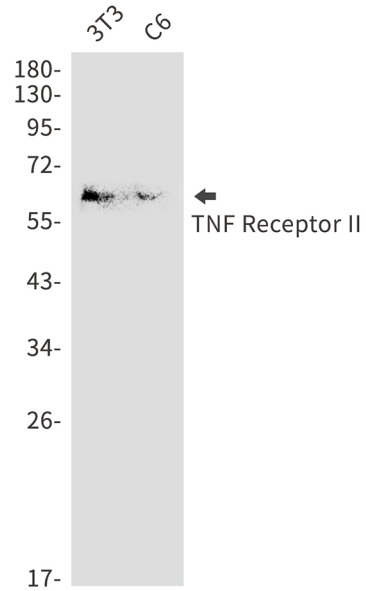

Western blot analysis of TNF Receptor II in 3T3, C6 lysates using TNF Receptor 2 antibody.

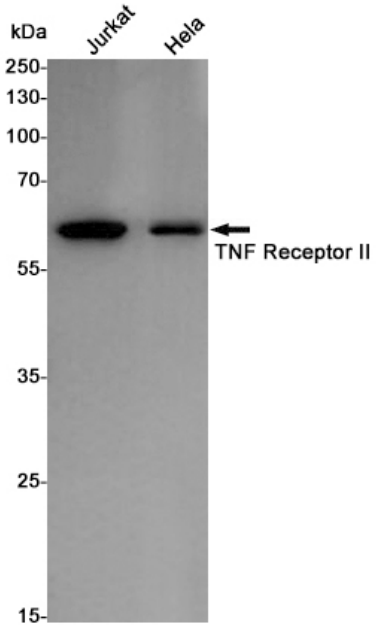

Western blot analysis of TNF Receptor II in Jurkat, Hela lysates using TNF Receptor II antibody.

9051 Mira Mesa Blvd, #910094
San Diego, CA 92191
Tel: 760-390-3989

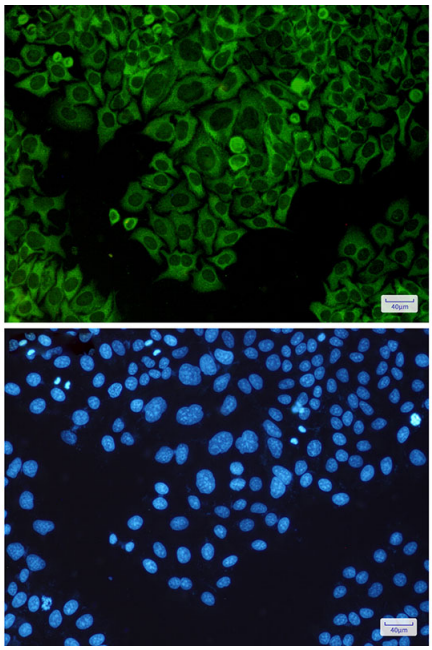

Immunocytochemistry analysis of TNF Receptor II(green) in Hela using TNF Receptor II antibody,and DAPI(blue)

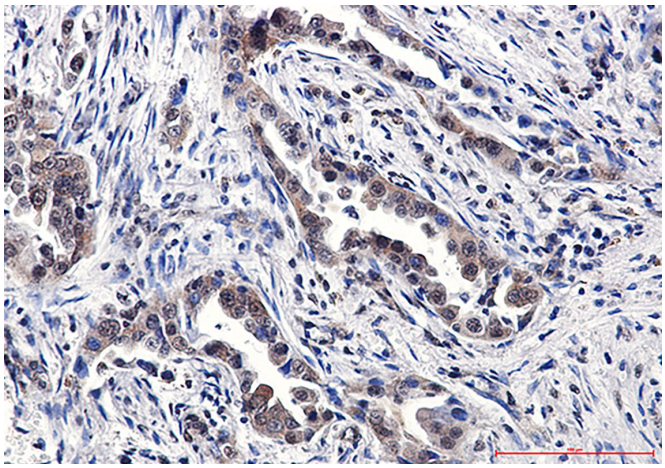

Immunohistochemistry analysis of paraffin-embedded Human lung cancer using TNF Receptor II antibody.High-pressure and temperature Sodium Citrate pH 6.0 was used for antigen retrieval.