9051 Mira Mesa Blvd, #910094
San Diego, CA 92191
Tel: 760-390-3989

SA2 Rabbit mAb

ABZ5232

Product Overview

Name	SA2 Rabbit mAb
Accession(Primary)	Q8N3U4
Host Species	Rabbit
Clonality	Monoclonal
Isotype	IgG
Species Reactivity	Human, Mouse, Rat
Calculated MW	Calculated MW: 141 kDa; Observed MW: 141 kDa
Recommended Dilution	WB-1:500-1:1000; IHC-P-1:200-1:2000; ICC/IF-1:200-1:500; FC-1:100-1:200

Target information (Q8N3U4)

Gene Name	STAG2
About Gene Symbol	

9051 Mira Mesa Blvd, #910094
San Diego, CA 92191
Tel: 760-390-3989

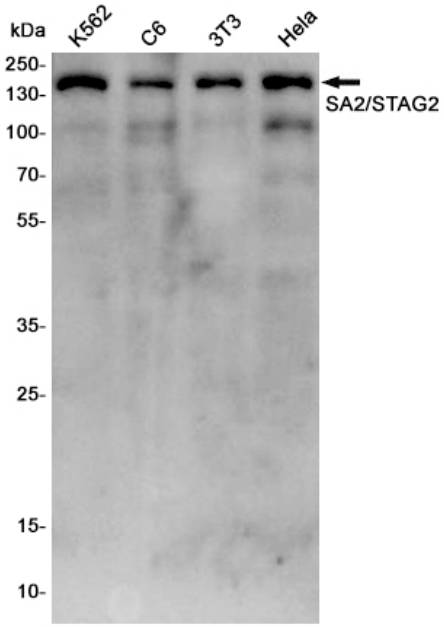

Western blot analysis of SA2/STAG2 in K562, C6, 3T3, Hela lysates using SA2 antibody.

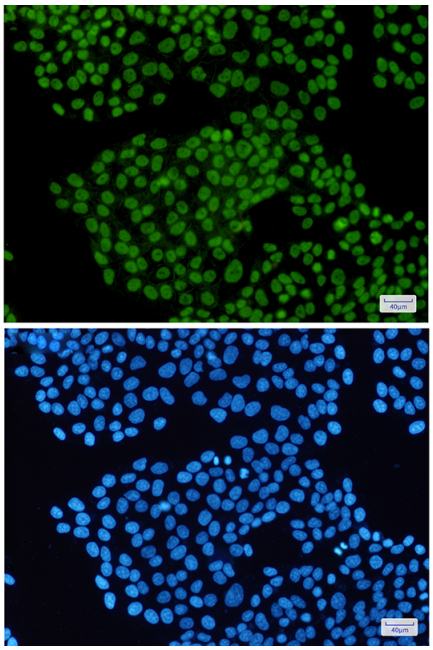

Immunocytochemistry analysis of SA2(green) in Hela using SA2 antibody,and DAPI(blue)

9051 Mira Mesa Blvd, #910094
San Diego, CA 92191
Tel: 760-390-3989

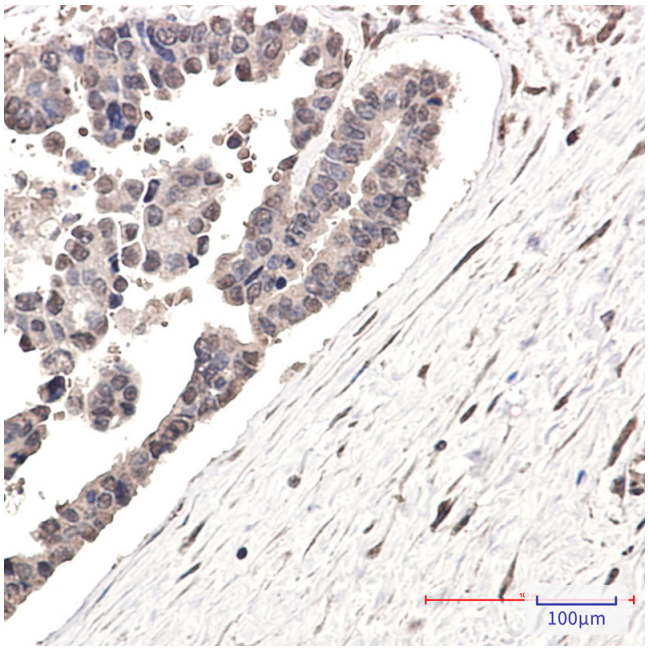

Immunohistochemistry analysis of paraffin-embedded Human Cholangiocarcinoma using SA2 antibody. High-pressure and temperature Sodium Citrate pH 6.0 was used for antigen retrieval.