9051 Mira Mesa Blvd, #910094
San Diego, CA 92191
Tel: 760-390-3989

[KD]Hsc70 Rabbit mAb

ABZ5340

Product Overview

Name	[KD]Hsc70 Rabbit mAb
Accession(Primary)	P11142
Host Species	Rabbit
Clonality	Monoclonal
Isotype	IgG
Species Reactivity	Human, Mouse, Rat
Calculated MW	Calculated MW: 71 kDa; Observed MW: 71 kDa
Recommended Dilution	WB-1:1000-1:5000; IHC-P-1:20-1:50; ICC/IF-1:100-1:200; FC-1:20-1:50; IP-1:10-1:50

Target information (P11142)

Gene Name	HSPA8
About Gene Symbol	HSPA8 (Heat Shock Protein Family A (Hsp70) Member 8) is a molecular chaperone involved in cellular metabolism. It is an important research target in metabolic disease, cancer metabolism, and drug discovery and is widely studied to elucidate cellular mecha

9051 Mira Mesa Blvd, #910094
San Diego, CA 92191
Tel: 760-390-3989

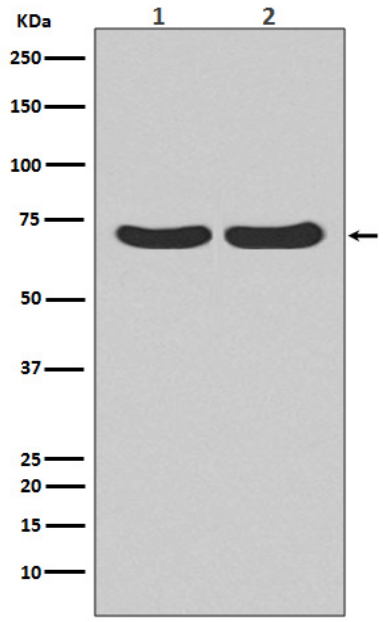

Western blot analysis of Calreticulin in (1) HeLa lysates; (2) C6 lysates using Hsc70 antibody.

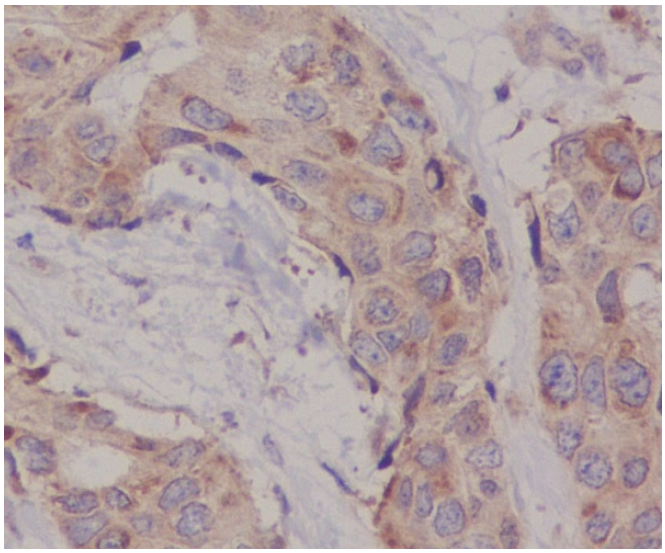

Immunohistochemistry analysis of paraffin-embedded Human breast cancer using Hsc70 antibody.High-pressure and temperature Sodium Citrate pH 6.0 was used for antigen retrieval.

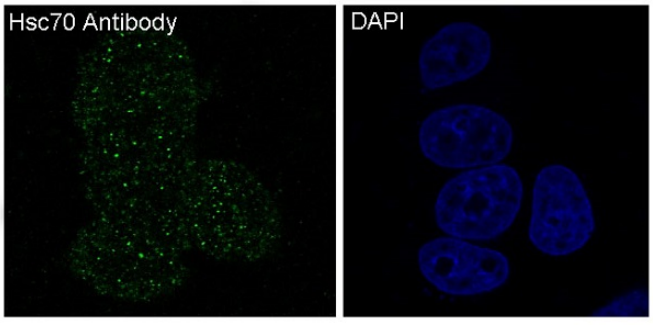

Immunofluorescence analysis of Hsc70 in MCF-7 using Hsc70 antibody.